



LINCOLN COUNTY

SEPTEMBER 2024 STATS AT A GLANCE

89
NEW LISTINGS
^ 21.9% Prior Year



454
ACTIVE LISTINGS
^ 27.2% Prior Year



66
DAYS ON MARKET
^ -13.2% Prior Year



\$583,553
AVERAGE PRICE
^ 30.0% Prior Year



5.8
MONTHS OF INVENTORY
^ 167.4% Prior Year



\$276
PRICE PER SQ. FT.
^ 19.5% Prior Year



48
NUMBER OF SALES
v -39.2% Prior Year

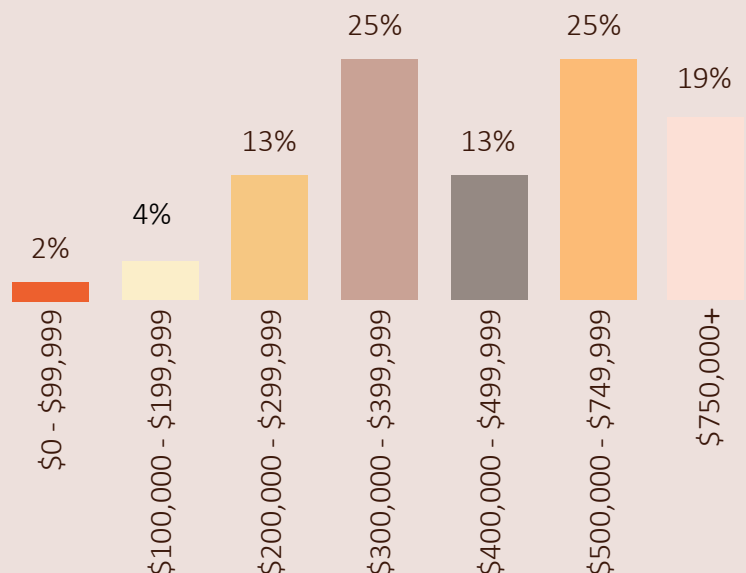


\$28,010,584
SOLD VOLUME
v -21.0% Prior Year

AREA HIGHLIGHTS

MLS Area	Closed Sales	Days on Market	Average Price	Price Per Sq. Ft.	Sold Volume
Alto Lakes G&CC/Kokopelli	9	37	\$1,061,055	\$361	\$9,549,500
Alto to Bonito River	11	78	\$497,427	\$270	\$5,471,700
Carrizozo	1	15	\$246,500	\$219	\$246,500
E/Capitan to Hwy 70	1	32	\$230,000	\$106	\$230,000
E/Ruidoso Downs to Tinnie	0	0	\$0	\$334	\$0
N/Bonito River to N/Capitan	5	178	\$495,300	\$313	2,476,500
Rest of Lincoln County	2	22	\$409,000	\$248	\$618,000
Ruidoso	18	40	\$512,465	\$258	\$9,224,384
Ruidoso Downs	2	65	\$186,500	\$124	\$373,000

PRICE DISTRIBUTION



Based on information from the Ruidoso/Lincoln County Association of REALTORS® Multiple Listing Service residential sales only, within Lincoln County New Mexico. Ruidoso/Lincoln County Association of REALTORS® does not guarantee nor is in any way responsible for the accuracy.